

# GeV-TeV Gamma-ray Astronomy

Masaki MORI

*Institute for Cosmic Ray Research, University of Tokyo, Kashiwa, Chiba 277-8582, Japan*

(Received October 19, 2001)

Recent results of GeV and TeV observations of gamma-rays from the Universe are briefly reviewed. Topics include observational technique, diffuse gamma-rays, pulsars, unidentified sources, plerions, supernova remnants and AGNs.

KEYWORDS: gamma-rays, pulsars, plerions, supernova remnants, active galactic nuclei

## §1. Introduction

The history of gamma-ray astronomy began in 1950's when Hayakawa<sup>1)</sup> and Morrison<sup>2)</sup> predicted gamma-rays are produced via neutral pion decays generated in collisions of cosmic-rays with interstellar matter. Cherenkov observation of air showers was pioneered by Jelly<sup>3)</sup> and Chudakov applied this technique to search for gamma-ray signal from celestial sources.<sup>4)</sup> Since this early time the Crab nebula was the most promising source due to its high activity.<sup>5, 6)</sup> Then point sources were found by satellites such as SAS-II and COS B, but the launch of the Compton gamma-ray observatory was the beginning of the new era with its discovery of more than 200 sources.<sup>7, 8)</sup> On the other hand, ground-based Cherenkov telescope with imaging capability started to produce reliable detections of sources since late 1980's.<sup>9)</sup>

Distinctive feature of gamma-ray astronomy is the inherent non-thermal origin of radiation at these energies, regardless of its detailed mechanism such as bremsstrahlung or inverse Compton scattering of high-energy electrons in matter or in radiation field and decay of neutral pions generated in collisions of high-energy protons in interstellar matter. In other words, gamma-ray astronomy can reveal violent aspect of the Universe, far apart from the thermal Universe where most processes are in equilibrium.

## §2. GeV observations

The most complete data up to now in the GeV region were provided by the EGRET detector onboard the Compton gamma ray observatory launched in 1991 and returned to the earth in 2000.<sup>10)</sup> It was a combination of a spark chamber tracker and a scintillation calorimeter to catch pair production processes caused by gamma-rays and covered the energy range from 30 MeV to 30 GeV. The angular resolution depends on energy but about two degree at 1 GeV for each event.

Fig.1 shows the intensity map of gamma-rays above 100 MeV observed by EGRET plotted in the galactic coordinates.<sup>11)</sup> Obviously the galactic plane is the strongest source of gamma-rays in this energy region.

Strong point sources such as Vela pulsar, Crab pulsar/nebula and Geminga can be identified easily, but

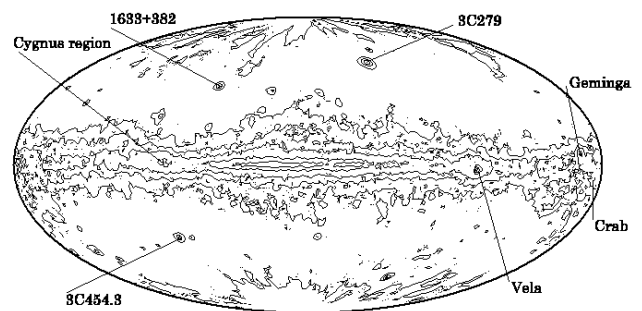


Fig. 1. Contour map of gamma-ray intensities above 100 MeV measured by EGRET in the galactic coordinates.<sup>11)</sup> Some sources are marked.

weaker sources, especially on the galactic plane, can be identified only after subtraction of this galactic diffuse emission.

Modeling of the diffuse emission is a complicated matter but the EGRET instrument team succeeded in construction of a detailed model which describe the profile of emission fairly well based on three dimensional modeling of matter distribution and cosmic ray intensity.<sup>12, 13)</sup>

Although the general spatial distribution of diffuse gamma-rays well fits the data, the energy spectrum poses a question: one can see the observed spectrum above about one GeV is about 50 percent higher than calculation.<sup>13)</sup> In this energy region nuclear gamma-rays from neutral pion decay is believed to be dominant, but some non-standard parameters may have to be introduced to explain this excess. Such models include flatter proton spectrum,<sup>14, 15)</sup> flatter electron spectrum<sup>16-18)</sup> and so on. Atmospheric Cherenkov observation and balloon observations impose some limits on possible models.<sup>19)</sup>

If we subtract the diffuse model from the observed distribution, point sources can be identified as local peaks. In the real analysis, peaks and the diffuse model are separated using a maximum likelihood procedure, allowing absolute normalization ambiguity of the model fluxes.<sup>20)</sup>

Fig.2 shows the well known map of point sources detected by EGRET.<sup>21)</sup>

One can see most of sources near the galactic plane

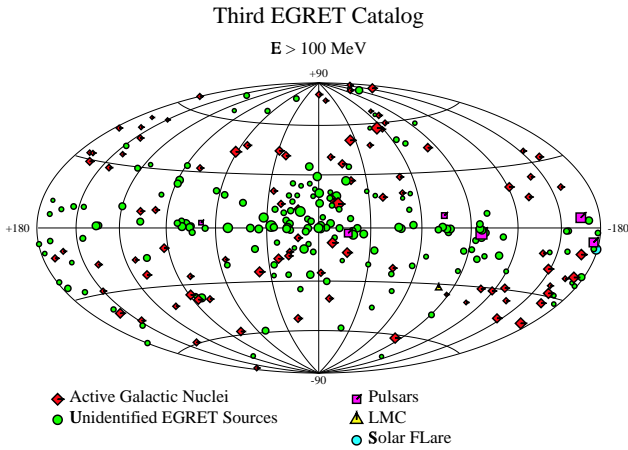


Fig. 2. Plot of source locations in the 3rd EGRET catalog.<sup>21)</sup>

Table I. Summary of the 3rd EGRET catalog.<sup>21)</sup>

Category	Number of sources
Pulsars	5
AGN (mostly blazars)	66 + 27 (marginal)
Radio galaxy (Cen A)	1 (marginal)
Unidentified (some may be SNRs)	170
Large Magellanic Cloud	1
Solar flare	1

are unidentified due to the lack of angular resolution of EGRET. Table I is the summary of source classes in the EGRET catalog.<sup>21)</sup>

### 2.1 Pulsars

Seven pulsars have been identified in gamma-rays due to their pulse periods which coincide with those at other wavelengths.<sup>22)</sup> Fig.3 shows a scatter plot of pulsars in a plane of pulse period versus rotation energy loss.<sup>22)</sup> Statistics is too small to draw any conclusion about the distribution, but most of gamma-ray pulsars are at top ranks in rotation energy fluxes,  $E_{\text{rot}}/(4\pi d^2)$  where  $d$  is a distance to the pulsar. There are some other gamma-ray pulsar candidates but their identification is marginal.<sup>23)</sup>

Light curves in various wavelengths can be a hint of pulse emission mechanisms. Some shows double-peaked structure. Relative phases of peaks are different in different wavelength except for the Crab. (See the reference<sup>22)</sup> for details.)

### 2.2 Active Galactic Nuclei

Most of EGRET-detected AGNs are blazars where jets are believed to be pointing to our galaxy.<sup>24)</sup> Fig.4 is a plot of them with BL Lac objects compiled by Padovani and Giommi.<sup>25)</sup> The list of BL Lacs is incomplete and southern hemisphere must be explored more.

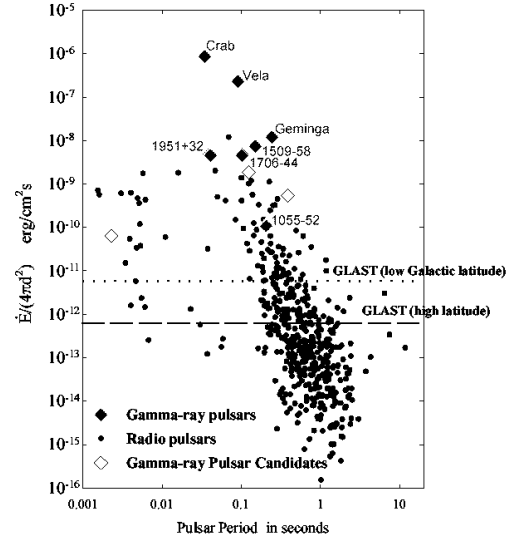


Fig. 3. Rotation energy loss of pulsars plotted against pulsar periods.<sup>22)</sup> Gamma-ray pulsars are marked.

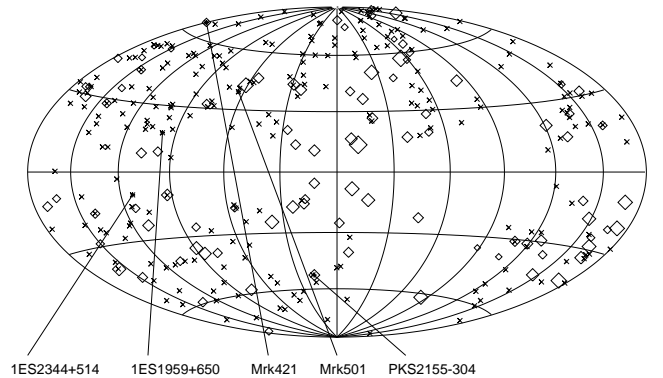


Fig. 4. Map of 233 BL Lac objects based on catalog by Padovani and Giommi<sup>25)</sup> (crosses) and EGRET detected blazars (diamonds). TeV blazars are also specified.

The redshift distribution of EGRET-detected blazars extends to  $z \sim 2$ , but those high redshift blazars are not promising TeV emitters as will be explained later. The wide-band spectral energy distributions are studied on several BL Lacs. They show double peak structure which are ascribed to synchrotron emission and inverse Compton emission of high energy electrons.<sup>26)</sup> Blazars with synchrotron peaks at higher frequencies tend to have flatter spectra and can emit higher energy photons,<sup>27)</sup> which is believed to be the case of TeV blazars as will be mentioned later.

Time variability of fluxes at various wavelengths is studied for some sources, especially 3C279,<sup>28)</sup> to limit models of particle acceleration in jets.

### 2.3 Unidentified sources

Most of the EGRET sources are not identified as objects detected at other wavelengths, since the angular resolution of EGRET is limited. Grenier divided them into two classes, persistent and non-persistent.<sup>29)</sup> Persistent sources distribute in low latitude and can be associated as Geminga-like pulsars, supernova remnants OB associations or Gould belt. Non-persistent sources are rather far from the galactic plane and can be associated with galactic halos.<sup>29)</sup>

Fig.5 is an example plot showing the correlation of EGRET unidentified sources with supernova remnants.<sup>30)</sup> Although some can be associated,<sup>31)</sup> but they cannot be a major population of unidentified sources.

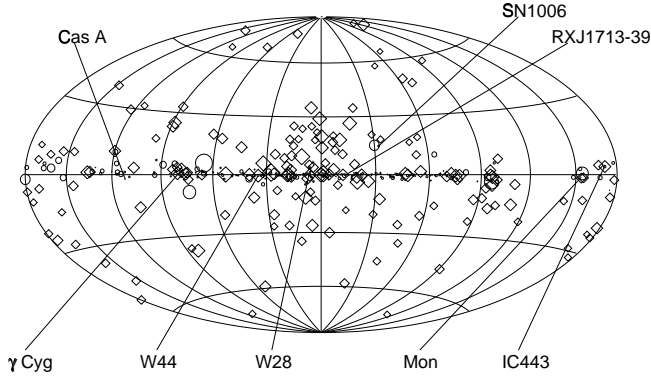


Fig. 5. Map of SNRs based on the catalog by Green<sup>30)</sup> (circles) and EGRET unidentified objects (diamonds). Possible identified SNRs by Esposito et al.<sup>31)</sup> (bottom) and TeV sources (top) are marked .

### 2.4 Extragalactic diffuse emission

Another important observation by EGRET is the existence of uniform gamma-ray background, which must have extragalactic origin. It extends at least above 100 GeV with a single power-law,  $E^{-2.10 \pm 0.03}$ .<sup>32)</sup> One natural explanation is a syperposition of unresolved point sources like blazars, but some authors estimate it is not enough to explain this flux.<sup>33-35)</sup>

### 2.5 Gamma ray bursts

Five gamma-ray bursts have been detected by EGRET.<sup>36)</sup> Their average spectrum,  $E^{-1.95 \pm 0.25}$ , is flat and may extends to higher energies, which can gives us hints on their origin.<sup>37)</sup>

## §3. TeV observations

Ground-based imaging Cherenkov telescopes are becoming a powerful tool to study very high energy gamma-rays with their capability to discriminate gamma-rays from background protons.<sup>38)</sup>

Gamma-ray images come from pure electromagnetic showers and are sharp and oriented toward a tracking object. They can be separated from nuclear cosmic-ray showers using imaging parameters:<sup>39)</sup> width, length, distance, alpha, asymmetry (Fig.6). Fig.7 shows the dif-

ference of imaging parameter distributions for gamma-rays and protons obtained by Monte Carlo simulations. Among these, alpha is the most powerful discriminator of all for single telescope combined with other parameters to cut non-gamma-ray events from data.<sup>40)</sup> Usually candidate objects are observed in ON- and OFF-source modes, and gamma-ray signal is extracted from subtraction of alpha distribution in each mode.

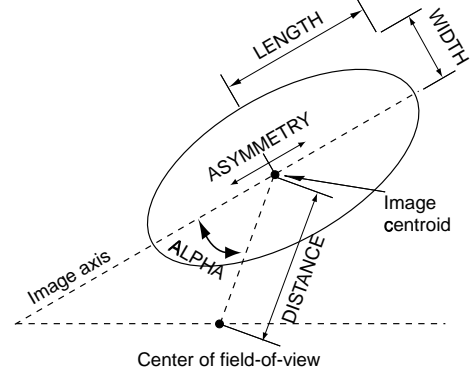


Fig. 6. Definitions of image parameters.

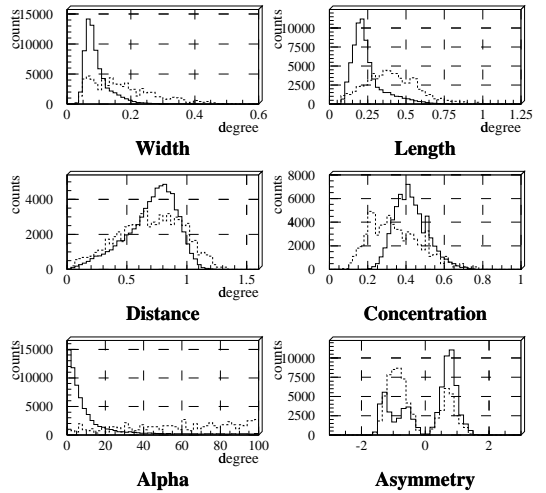


Fig. 7. Typical distribution of image parameters obtained by Monte Carlo simulations. Solid histograms are for gamma-rays and dotted ones for protons.

Table II is a catalog of TeV gamma-ray objects classified by Weekes<sup>41)</sup> and they are plotted in the Galactic coordinates in Fig.8. There are four established sources (Grade A: a  $5\sigma$  detection with an equally significant verification by another experiment). Two of them are galactic sources related to pulsar nebula and others are extragalactic BL Lac objects. Other sources (Grade B: a  $5\sigma$  detection but without independent verification, Grade C: a strong detection but with some qualifications) are

Table II. TeV gamma-ray source catalog by Weekes.<sup>41)</sup>

Source	Type	$z$	Discovery	EGRET	Grade
<b>Galactic sources</b>					
Crab Nebula	Plerion		1989	yes	A
PSR 1706-44	Plerion?		1995	no	A
Vela	Plerion?		1997	no	B
SN1006	Shell		1997	no	B-
RXJ1713.7-3946	Shell		1999	no	B
Cassiopeia A	Shell		1999	no	C
Centaurus X-3	Binary		1999	yes	C
<b>Extragalactic sources</b>					
Markarian 421	XBL	0.031	1992	yes	A
Markarian 501	XBL	0.034	1995	yes	A
1ES 2344+514	XBL	0.044	1997	no	C
1ES1959+650	XBL	0.048	1999	no	B-
PKS 2155-304	XBL	0.116	1999	yes	B
3C66A	RBL	0.44	1998	yes	C

waiting for confirmations.

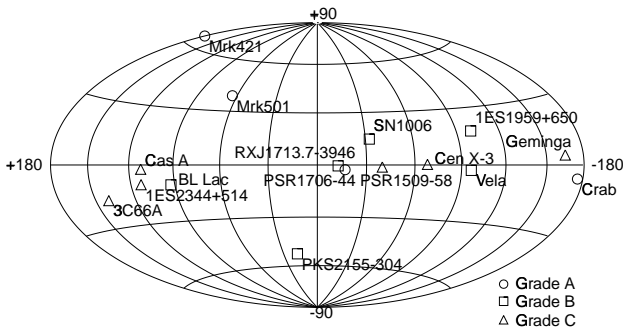


Fig. 8. Plot of TeV gamma-ray sources listed in Table II in the Galactic coordinates.

### 3.1 Plerions

Table III is a summary of TeV observations of plerions (or pulsar nebula) by Fegan.<sup>42)</sup>

Table III. TeV observation of Plerions.<sup>42)</sup>

Object Name	Exposure time (hours)	Flux/Upper limit $\times 10^{-11} \text{ cm}^{-2} \text{ s}^{-1}$
<b>EVERYONE</b>		
Crab Nebula	$\rightarrow \infty$	7.0 ( $> 400 \text{ GeV}$ )
<b>CANGAROO</b>		
PSR 1706-44	60	0.15 ( $> 1 \text{ TeV}$ )
Vela Pulsar	116	$0.26(E/2\text{TeV})^{-2.4} \text{ TeV}^{-1}$
<b>Durham</b>		
PSR 1706-44	10	1.2 ( $> 300 \text{ GeV}$ )
Vela Pulsar	8.75	$< 5.0$ ( $> 300 \text{ GeV}$ )

Wide-range spectral energy distribution of unpulsed emission from the Crab nebula shows two peaks which are interpreted as synchrotron emission from high energy

electrons and inverse Compton scattering of synchrotron photon by the same electrons.<sup>43,44)</sup> The gap between satellite and ground-based experiments are now being filled by Cherenkov telescopes using large-area solar power collectors, namely STACEE<sup>45)</sup> and CELESTE.<sup>46)</sup>

Pulsed spectrum needs further study. There is no report of detection of pulsed component at TeV energies. The spectral break in this energy region is a good indicator of particle acceleration site around pulsars and we may discriminate models such as polar cap or outer gap models.<sup>47)</sup>

### 3.2 Supernova remnants

Supernova remnants are long considered as acceleration sites of cosmic rays, lacking direct evidences. Now several detections at TeV energies are reported (Table IV).

The supernova remnant 1006 shows shell structure and lacks the central energy source. Non-thermal X-ray emission near rim shown by ASCA<sup>48)</sup> indicates the existence of high energy electrons up to 100 TeV. CANGAROO detected a TeV signal whose peak is consistent with the northeast rim.<sup>49)</sup>

The TeV emission can be explained by inverse Compton scattering of microwave background photons by high energy electrons.<sup>50)</sup> The data is fitted well if we assume the magnetic field strength of  $\sim 4 \mu\text{G}$ . If we assume neutral pion decay process instead, upper limits imposed by EGRET make fits difficult. Thus there is no evidence of proton acceleration here, giving no hint to the long-standing problem of cosmic-ray acceleration in supernova remnants.

Recent detection of two supernova remnants at TeV energies, RXJ 1713.7-3946 (G347.3-0.5)<sup>51)</sup> and Cassiopeia A,<sup>52)</sup> both of them lacking central engines, can provide new keys to the problem.

Table IV. TeV observation of shell-type supernova remnants.<sup>42)</sup>

Object Name	Exposure time (hours)	Flux/Upper limit $\times 10^{-11} \text{ cm}^{-2} \text{ s}^{-1}$
<b>CANGAROO</b>		
RXJ 1713.7–3946	66	0.53 (> 1.8 TeV)
SN1006	34	0.46 (> 1.7 TeV)
W28	58	< 0.88 (> 1.5 TeV)
<b>HEGRA</b>		
Cas A	232	0.058 (> 1 TeV)
$\gamma$ Cyg	47	< 1.1 (> 500 GeV)
<b>Durham</b>		
SN1006	41	< 1.7 (> 300 GeV)
<b>Whipple</b>		
Monoceros	13.1	< 4.8 (> 500 GeV)
Cas A	6.9	< 0.66 (> 500 GeV)
W 44	6	< 3.0 (> 300 GeV)
W 51	13.1	< 3.6 (> 300 GeV)
$\gamma$ Cyg	9.3	< 2.2 (> 300 GeV)
W 63	2.3	< 6.4 (> 300 GeV)
Tycho	14.5	< 0.8 (> 300 GeV)
<b>CAT</b>		
Cas A	24.4	< 0.74 (> 400 GeV)

### 3.3 Active galactic nuclei

Table V is a summary of TeV observations of active galactic nuclei.<sup>53)</sup> Fluxes at TeV energies are more variable than at other wavelengths and often repeated detection is difficult.

 Table V. TeV observation of active galactic nuclei.<sup>53,54)</sup>

Source	Energy (GeV)	Flux	Group	EGRET source
<b>Blazars: XBL</b>				
Markarian 421 $z = 0.031$	260	variable	Whipple, HEGRA, CAT	yes
Markarian 501 $z = 0.034$	260	variable	Whipple, HEGRA, CAT, TA <sup>55)</sup>	no
1ES2344+514 $z = 0.044$	300	variable	Whipple	no
PKS2155-304 $z = 0.116$	300	variable	Durham	yes
1ES1959+650 $z = 0.048$	600	variable	TA	no
<b>Blazars: RBL</b>				
3C66A $z = 0.44$	900	variable	Crimea	yes

The variability of Mrk 421 is very fast and the doubling time is less than one hour.<sup>56)</sup> Multiwavelength campaign gives us hints on place of emission.<sup>57)</sup>

The spectrum again shows double peaked structure which is considered as synchrotron emission of high energy electrons and inverse Compton scattering of synchrotron photons by those electrons.<sup>58)</sup> This model gives us parameters such as beaming factor of around 10 and magnetic field around 0.1 G. However, proton acceleration model is still applicable as often discussed.<sup>59)</sup>

The problem here is the theoretical prediction of attenuation of TeV photons in the intergalactic space by producing electron-positron pairs in collisions with in-

frared background photons.<sup>60)</sup> There is a large uncertainty in the flux of infrared photons since observation is quite difficult, but in most cases TeV photons cannot go beyond several tens of megaparsecs or redshift greater than 0.1.<sup>61)</sup>

The observed spectrum of Mrk501 extends to around 10 TeV and shows some steepening.<sup>62)</sup> If it is corrected for attenuation, the original spectrum flattens above 10 TeV, which is hard to understand.<sup>63)</sup> This means the infrared intensity is overestimated or as some authors say the Lorentz invariance is violated, assuming the experiment is correct, as is suggested by some theories of quantum gravity.<sup>64,65)</sup>

### §4. Future projects and summary

There are many projects to be realized in the near future. AGILE,<sup>70)</sup> a small satellite to be launched in 2003 by the Italian Space Agency, has sensitivity similar to EGRET and will cover the GeV sky before a large and sensitive satellite, GLAST,<sup>71)</sup> is launched by NASA in 2006. Ground-based observatories are now in the phase of construction. The southern TeV sky will be covered by CANGAROO-III<sup>72)</sup> (Japan-Australia) and HESS<sup>73)</sup> (mainly Germany), and northern sky will be viewed by MAGIC<sup>74)</sup> (mainly Germany) and VERITAS<sup>75)</sup> (mainly USA). The sensitivity will be improved by an order of magnitude in these future detectors.

In summary, gamma-ray observation reveals the non-thermal universe beyond the conventional thermal universe. In particular, observation of nuclear component (via neutral pion decay) of gamma-rays are important in relation to the long-standing problem of cosmic-ray origin. Presently the statistics of identified objects are limited, but more objects and new types of targets (e.g., gamma-ray bursts,<sup>66)</sup> molecular clouds,<sup>67)</sup> star burst galaxies,<sup>68)</sup> dark matter annihilation<sup>69)</sup>) are waiting to be discovered as sensitivity is improved.

- 1) S. Hayakawa: Prog. Theo. Phys. **8** (1952) 571.
- 2) P. Morrison: Nuovo Cimento **7** (1958) 858.
- 3) W. Galbraith and J. V. Jelly, Nature **171** (1953) 349.
- 4) A. E. Chudakov et al.: Trans. Consultants Bureau, P. N. Lebedev Phys. Inst. **26** (1965) 99.
- 5) G. Coconi, in Proc. 7th Int. Cosmic Ray Conf. (Moscow, 1959) Vol.2, p.309.
- 6) R. J. Gould: Phys. Rev. Lett. **15** (1965) 511.
- 7) C. E. Fichtel and J. I. Trombka: *Gamma-Ray Astrophysics – New Insight Into the Universe, Second Edition*, NASA Reference Publication 1386 (1997).
- 8) N. Gehrels and C. Shrader, in *The Fifth Compton Symposium*, AIP Conference Proceedings **510** (2000) p.3.
- 9) T. C. Weekes, in *TeV Gamma-ray Astrophysics* (Kluwer Academic Publishers, Dordrecht, 1996) p.1.
- 10) D. J. Thompson et al.: Astrophys. J. Suppl. **86** (1993) 629.
- 11) <http://egret0.stanford.edu/>
- 12) D. L. Bertsch et al.: Astrophys. J. **416** (1993) 587.
- 13) S. D. Hunter et al.: Astrophys. J. **481** (1997) 205.
- 14) M. Mori: Astrophys. J. **478** (1997) 225.
- 15) H. J. Völk: in *GeV-TeV Gamma Ray Astrophysics Workshop*, AIP Conference Proceedings **515** (2000) p.281.
- 16) T. A. Porter and R. J. Protheroe: J. Phys. G **23** (1997) 1765.
- 17) M. Pohl and J. A. Esposito: Astrophys. J. **507** (1998) 327.
- 18) A. W. Strong et al.: Astrophys. J. **537** (2000) 763; **541** (2000) 1109.

- 19) S. D. Hunter: in *High Energy Gamma-ray Astronomy*, AIP Conference Proceedings **558** (2001) p.171.
- 20) J. R. Mattox et al.: *Astrophys. J.* **461** (1996) 396.
- 21) R. C. Hartman et al.: *Astrophys. J. Suppl.* **123** (1999) 79.
- 22) D. J. Thompson: in *GeV-TeV Gamma Ray Astrophysics Workshop*, AIP Conference Proceedings **515** (2000) p.261.
- 23) D. J. Thompson: in *High Energy Gamma-ray Astronomy*, AIP Conference Proceedings **558** (2001) p.103.
- 24) R. Mukerjee: in *High Energy Gamma-ray Astronomy*, AIP Conference Proceedings **558** (2001) p.324.
- 25) P. Padovani and P. Giommi: *Mon. Not. R. Astron. Soc.* **277** (1995) 1477.
- 26) G. Fossati et al.: *Mon. Not. R. Astron. Soc.* **299** (1998) 433.
- 27) Y. C. Lin et al.: *Astrophys. J.* **525** (1998) 191.
- 28) R. C. Hartman et al.: *Astrophys. J.* **553** (2001) 683.
- 29) I. A. Grenier: in *High Energy Gamma-ray Astronomy*, AIP Conference Proceedings **558** (2001) p.103.
- 30) D. A. Green: *A Catalogue of Galactic Supernova Remnants (2000 August version)*, Mullard Radio Astronomy Observatory, Cavendish Laboratory, Cambridge, United Kingdom (available on the World-Wide-Web at <http://www.mrao.cam.ac.uk/surveys/snrs/>).
- 31) J. A. Esposito et al.: *Astrophys. J.* **461** (1996) 820.
- 32) P. Sreekumar et al.: *Astrophys. J.* **494** (1998) 523.
- 33) F. W. Stecker and M. H. Salamon: *Astrophys. J.* **464** (1996) 600.
- 34) R. Mukherjee, J. Chiang: *Astropart. Phys.* **11** (1999) 213.
- 35) A. Mücke and M. Pohl: *Mon. Not. R. Astron. Soc.* **312** (2000) 177.
- 36) B. L. Dingus: *Astrophys. Sp. Sci.* **231** (1995) 187.
- 37) K. Mannheim et al.: *Astrophys. J.* **467** (1996) 532.
- 38) T. C. Weekes et al.: in *Proceedings of the Fourth Compton Symposium*, AIP Conference Proceedings **410** (1997) p.361 and references therein.
- 39) A. M. Hillas: in Proc. 19th Int. Cosmic Ray Conf. (La Jolla, USA) Vol.3, p.445.
- 40) M. Punch et al.: in Proc. 22nd Int. Cosmic Ray Conf. (Dublin, Ireland) Vol.1, p.464.
- 41) T. C. Weekes: in *High Energy Gamma-ray Astronomy*, AIP Conference Proceedings **558** (2001) p.15.
- 42) S. Fegan, to appear in Proc. *The nature of unidentified galactic high-energy gamma-ray sources*, Tonantzintla, Mexico, 2000 (astro-ph/0102324).
- 43) O. C. de Jager et al.: *Astrophys. J.* **453** (1996) 253.
- 44) F. A. Aharonian and A. M. Atoyan: in *Neutron Stars and Pulsars – Thirty Years after the Discovery* (Universal Academy Press, Tokyo, Japan, 1998) p.439.
- 45) S. Oser et al.: *Astrophys. J.* **547** (2001) 949.
- 46) M. de Nauris et al.: in *High Energy Gamma-ray Astronomy*, AIP Conference Proceedings **558** (2001) p.540.
- 47) A. K. Harding: in *High Energy Gamma-ray Astronomy*, AIP Conference Proceedings **558** (2001) p.115.
- 48) K. Koyama et al.: *Nature* **378** (1995) 255.
- 49) T. Tanimori et al.: *Astrophys. J. Lett.* **497** (1998) L25.
- 50) T. Naito et al.: *Astron. Nachr.* **320** (1999) 205.
- 51) H. Muraishi et al.: *Astron. Astrophys.* **354** (2000) L57.
- 52) G. Pühlhofer et al.: in *High Energy Gamma-ray Astronomy*, AIP Conference Proceedings **558** (2001) p.749.
- 53) F. Krennrich, to appear in Proc. 7th Taipei Astrophysics Workshop, ASP Conference Series, 2000 (astro-ph/0101120).
- 54) Detection of an XBL, 1H1426+428 ( $z = 0.129$ ), is reported recently by the Whipple group. D. Horan et al.: to appear in Proc. *Gamma-ray Astrophysics 2001*, Baltimore, April 4–6, 2001.
- 55) Detections by surface air shower detectors at several TeV are reported. R. Atkins et al.: *Astrophys. J. Lett.* **525** (1999) L25; M. Amenomori et al.: *Astrophys. J.* **532** (2000) 302.
- 56) J. A. Gaidos et al.: *Nature* **383** (1996) 319.
- 57) T. Takahashi et al.: *Astrophys. J. Lett.* **547** (2000) L105.
- 58) G. V. Bicknell et al.: in *High Energy Gamma-ray Astronomy*, AIP Conference Proceedings **558** (2001) p.261 and references therein.
- 59) M. Sikora and G. Madejski: in *High Energy Gamma-ray Astronomy*, AIP Conference Proceedings **558** (2001) p.275 and references therein.
- 60) F. W. Stecker et al.: *Astrophys. J.* **390** (1992) 49.
- 61) J. R. Primack et al.: in *High Energy Gamma-ray Astronomy*, AIP Conference Proceedings **558** (2001) p.463.
- 62) F. A. Aharonian et al.: *Astron. Astrophys.* **349** (1999) 11; F. A. Aharonian et al.: *Astron. Astrophys.* (in press, astro-ph/0011483).
- 63) R. J. Protheroe and H. Meyer: *Phys. Lett.* **B493** (2000) 1.
- 64) T. Kifune: *Astrophys. J. Lett.* **518** (1999) L21.
- 65) W. Kluzniak: in Proc. 8th Int. Workshop on Neutrino Telescopes, 1999 (astro-ph/9905308).
- 66) C. D. Dermer and J. Chiang: in *GeV-TeV Gamma Ray Astrophysics Workshop*, AIP Conference Proceedings **515** (2000) p.225.
- 67) F. A. Aharonian, in Proc. Workshop on *The Astrophysics of Galactic Cosmic Rays*, to be published in Sp. Sci. Rev. (astro-ph/0012290).
- 68) T. A. Paglione et al., *Astrophys. J.* **460** (1996) 295.
- 69) L. Bergström et al., *Astropart. Phys.* **9** (1998) 137.
- 70) <http://www.ifctr.mi.cnr.it/Agile/>
- 71) <http://www-glast.stanford.edu/>
- 72) M. Mori: in *High Energy Gamma-ray Astronomy*, AIP Conference Proceedings **558** (2001) p. 578; <http://icrhp9.icrr.u-tokyo.ac.jp/>
- 73) <http://www-hfm.mpi-hd.mpg.de/HESS/HESS.html>
- 74) <http://hegral.mppmu.mpg.de/MAGICWeb/>
- 75) <http://veritas.sao.arizona.edu/>